

Statistical Bulletin

Criminal Justice Series

CrJ/2007/8

Published September 2007

Price £2.00

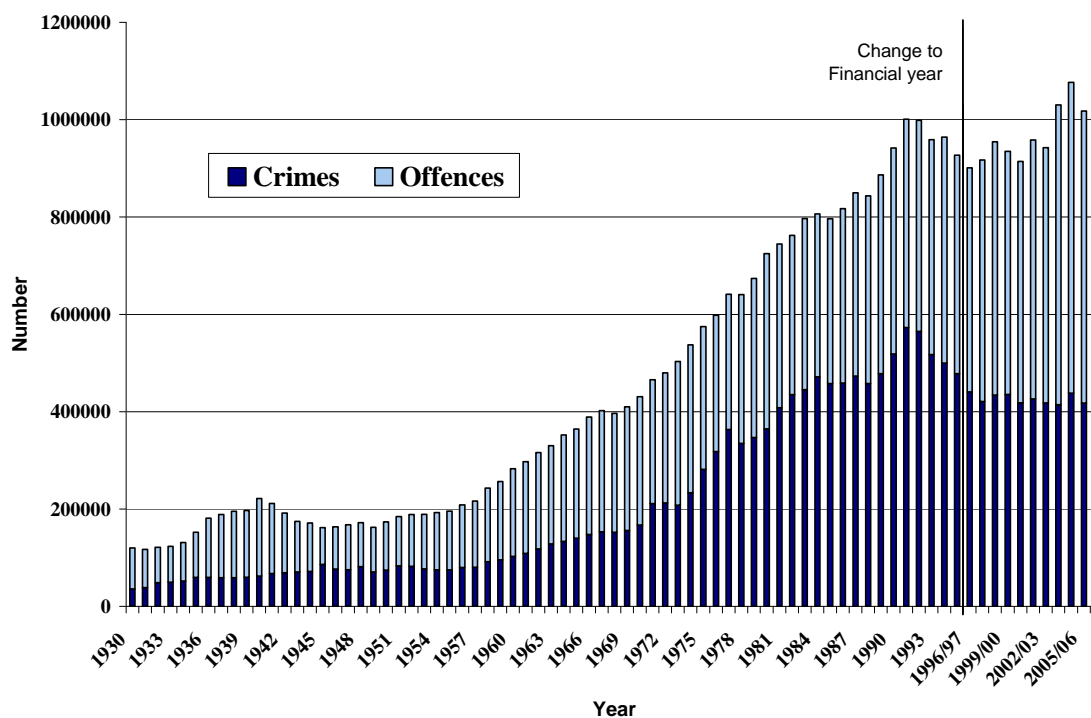
RECORDED CRIME IN SCOTLAND, 2006/07

Please note that parts of tables 2, 4a, 4b, 5 and A1, containing motor vehicle offences in 2006/07, and related text, have been amended due to the submission of revised figures from Grampian Police.

1. Introduction

- 1.1 This bulletin presents statistics on crimes and offences recorded and cleared up by the eight Scottish police forces in 2006/07. It forms part of the Scottish Executive series of statistical bulletins on the criminal justice system. Statistics on crimes and offences recorded by the police provide a measure of the volume of crime with which the police are faced.
- 1.2 Data from 2004/05 onwards shows the impact of the implementation of the Scottish Crime Recording Standard (SCRS), which was expected to increase the numbers of minor crimes recorded by the police, such as minor crimes of vandalism and minor thefts. However, it was expected that the SCRS would not have much impact on the figures for the more serious crimes such as serious assault, sexual assault, robbery or housebreaking.

Chart 1 Crimes and offences recorded by the police 1930 -1994 then 1995/96 - 2006/07



CONTENTS

Page

| | | |
|-----------|---------------------------------------------------------------------------------------------------------------------------------------------------------------------------|-----------|
| 1. | Introduction | 1 |
| 2. | Main points | 3 |
| 3. | Commentary | 4 |
| 4. | Commentary: Recorded crime in Scotland | 4 |
| 5. | Commentary: Recorded crimes and offences by police force | 6 |
| 6. | Scottish Crime and Victimization Survey | 11 |
| 7. | Appendix of tables | |
| | <i>1 Crimes recorded by the police, Scotland, 1997/98 to 2006/07</i> | 11 |
| | <i>2 Offences recorded by the police, Scotland, 1997/98 to 2006/07</i> | 13 |
| | <i>3 Crimes and offences cleared up by the police, Scotland, 1997/98 to 2006/07</i> | 14 |
| | <i>4a Crimes and offences recorded by police force area, 2006/07</i> | 15 |
| | <i>4b Crimes and offences recorded by police force area per 10,000 population, 2006/07</i> | 16 |
| | <i>5 Crimes and offences recorded per 10,000 population, percentage change in total number recorded and percentage cleared up by police force area, 2006/07</i> | 17 |
| | <i>6 Number of crimes recorded by the police by council area, 2006/07</i> | 18 |
| | <i>7 Number of crimes recorded by the police per 10,000 population and crime index, by council area, 2006/07</i> | 19 |
| | <i>8 Number of crimes recorded by the police, rate per 10,000 population and index of rate for selected crimes, by council area, 2006/07</i> | 20 |
| | <i>A1 Crimes and offences recorded and cleared up by the police, 2002/03 to 2006/07</i> | 21 |
| | <i>A2 Crimes of indecency recorded by the police 1997/98 to 2006/07</i> | 21 |
| | <i>A3 Theft by housebreaking 1997/98 to 2006/07</i> | 22 |
| | <i>A4 Theft of and from motor vehicles recorded by the police 1997/98 to 2006/07</i> | 22 |
| | <i>A5 Drugs crimes recorded by the police 1997/98 to 2006/07</i> | 23 |
| | <i>A6 Racially aggravated offences by police force area, 2002/03 to 2006/07</i> | 23 |
| 8. | Annex: Notes on statistics used in this bulletin | 24 |

2. Main points

- The total number of crimes recorded by the police increased by less than half of one per cent between 2005/06 and 2006/07. In 2006/07, the Scottish police recorded 419,257 crimes.
- The number of *non-sexual crimes of violence* recorded by the police increased by 3 per cent between 2005/06 and 2006/07, to a total of 14,099.
- The number of *crimes of indecency* increased by 3 per cent, from 6,558 in 2005/06 to 6,726 in 2006/07.
- Within the *indecency* group, recorded cases of rape & attempted rape decreased by 3 per cent to 1,123.
- The number of *crimes of dishonesty* decreased for the eighth consecutive year to stand at 183,760 cases in 2006/07.
- Recorded cases of *vandalism* (including fire-raising and malicious mischief) increased by 1 per cent to total 129,734 in 2006/07.
- The clear-up rates in 2006/07 for 4 crime groups are higher than those for 2005/06, in particular for *vandalism*, which has increased by 2 percentage points. The rate for *crimes of indecency* has decreased from 75 per cent to 74 per cent.
- In 2006/07 the police recorded 607,406 offences, a increase of 1 per cent from the number in 2005/06. This was largely due to a decrease in speeding offences (see paragraph 5.4).
- Four of the 8 forces showed a decrease in the number of crimes recorded in 2006/07 compared to 2005/06, ranging from 1 per cent to 4 per cent. Three forces showed an increase, ranging from 1 per cent to 12 per cent, and one force's total was unchanged.

3. Commentary: Introduction

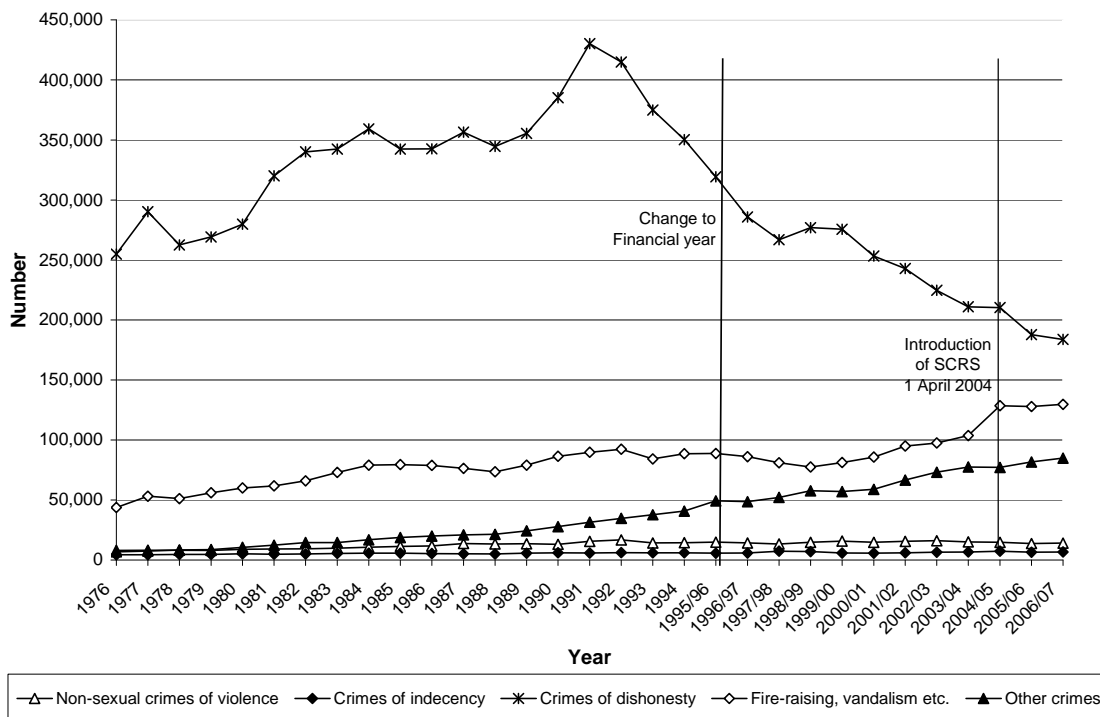
3.1 Trends in the recorded crime figures since 2004/05 have been affected by the introduction of the Scottish Crime Recording Standard (SCRS) which, as anticipated, increased the numbers of minor crimes recorded by the police, such as minor crimes of vandalism and minor thefts.

3.2 Unfortunately it was not possible to estimate the exact impact of the new recording standard on the recorded crime figures because, around the time that the new standard was implemented, police also introduced centralised call centres which encouraged the reporting of incidents to the police. It had been hoped that the underlying trends in crime would be monitored through a new, much larger, Scottish Crime and Victimisation Survey (SCVS). Unfortunately, this has not proved possible.

4. Commentary: Recorded crime in Scotland

4.1 The total number of crimes recorded by the police in 2006/07 was 419,257, less than half of one per cent more than in 2005/06 (see chart 1 and table 1). The total remains well below the 2004/05 figure of 438,121, and generally lower than figures over the last quarter century, where there have been only 4 years with lower totals.

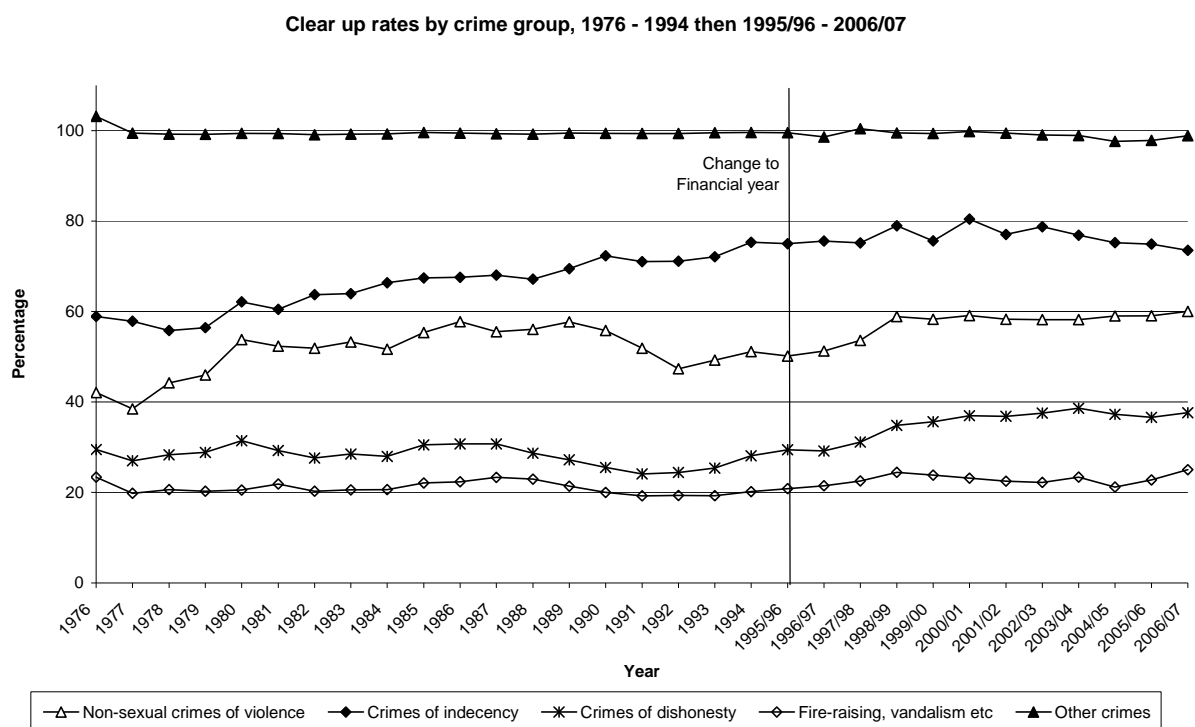
Chart 2 Crimes recorded by the police by crime group, 1976 - 1994 then 1995/96 - 2005/06



4.2 The number of *non-sexual crimes of violence* recorded by the police increased by 3 per cent between 2005/06 and 2006/07, to total 14,099. Since 1997/98 there has been only one year in which the total was lower (2005/06), (see chart 2 and table 1). Within this category the number of serious assaults etc. (which includes crimes of murder and attempted murder) recorded increased by 5 per cent to 7,504, recorded robberies increased by 1 per cent to total 3,578. Other non-sexual crimes of violence decreased marginally from 3,022 to 3,017.

- 4.3 The number of crimes in the *indecent* group increased from 6,558 in 2005/06 to 6,726 in 2006/07, a 3 per cent increase (see chart 2 and table 1). Within this group recorded cases of rape and attempted rape decreased by 3 per cent to reach 1,123. Cases of indecent assault increased by 10 per cent to 1,664 in 2006/07 and the number of crimes of lewd and indecent behaviour decreased by a further 4 per cent to 2,555 in 2006/07. The number of crimes recorded in the “other” sub-group increased by 12 per cent to total 1,384 in 2006/07.
- 4.4 The number of *crimes of dishonesty* decreased for the eighth consecutive year, by 2 per cent, to stand at 183,760 cases in 2006/07 (see chart 2 and table 1). Two categories of crimes of dishonesty showed particularly large decreases, theft by opening a lockfast place and fraud. Thefts by opening a lockfast place decreased by 10 per cent to 7,422 and frauds decreased by 16 per cent to 9,332. Part of this decrease can be attributed to a change in recording practices.
- 4.5 Recorded cases of *vandalism* (including fire-raising and malicious mischief) increased by one per cent to total 129,734 in 2006/07 (see chart 2 and table 1).
- 4.6 Within the *other crimes* group, there was a 16 per cent increase in crimes against public justice, this is largely attributable to pro-active policing and enforcement of additional bail conditions made in order to provide safeguards over and above the standard bail conditions (see chart 2 and table 1). The number of crimes of handling an offensive weapon increased by 5 per cent to 10,110 in 2006/07 and recorded drugs crimes decreased by 4 per cent from 44,247 in 2005/06 to 42,422 in 2006/07.
- 4.7 The number of crimes cleared up by the police increased by 4 per cent from 190,918 in 2005/06 to 198,985 in 2006/07 (see chart 3 and table A1), even though the overall number of crimes changed very little. Clear up rates (table 3) increased for four of the five crime groups, and decreased for one (*crimes of indecency*).

Chart 3 Clear up rates for crimes recorded by the police by crime group, 1976 - 1994 then 1995/96 - 2006/07



4.8 The number of offences recorded by the police increased by 1 per cent from 599,888 in 2005/06 to 607,406 in 2006/07. There were increases in all categories of miscellaneous offences (see chart 1 and table 2) except for drunkenness, and a decrease in the number of recorded speeding offences.

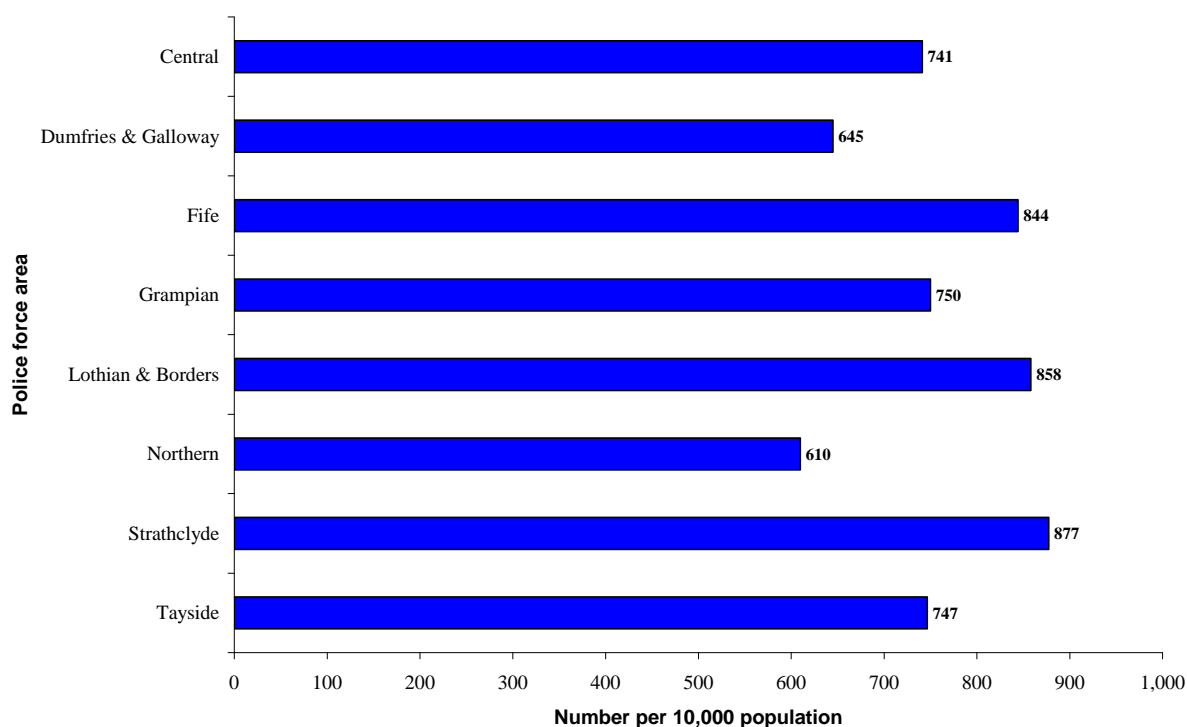
5 Commentary: Recorded crimes and offences by police force

This section refers to figures published in the bulletin, supplemented by commentary provided by the individual police forces.

5.1 Central

The total number of crimes recorded in the Central police force area increased by 9 per cent between 2005/06 and 2006/07 to 21,230 (see table 5). There were increases in the number of crimes and offences in most groups, with the main increase in fire-raising and vandalism group. Recorded crimes of indecency were the only group to show a small decrease. The force has said that in the Central police force area, vandalisms account for over 30 per cent of all recorded crimes. Almost 40 per cent of vandalisms relate to residential type property with almost 30 per cent occurring to vehicles. Vandalism is clearly linked to anti-social behaviour and to combat this the force established Operation Impact in late 2006. The focus of Operation Impact is directed patrols visiting pre-identified anti-social hot spots. Partnership working with other agencies such as Community Wardens, locally elected members, Licensing Board representatives and members of the Education Authority and Youth-Alcohol workers play key roles in this initiative. The force increased their capacity to undertake more activity in relation to monitoring speeding offences in light of the Camera Safety Partnership set up in April 2006, which has contributed to a large increase in the number of speeding offences recorded.

Chart 4 Total number of crimes recorded per 10,000 population in 2006/07 by police force area



5.2 *Dumfries & Galloway*

Crimes recorded in the Dumfries & Galloway police force area decreased overall by 2 per cent between 2005/06 and 2006/07 to total 9,547 (see table 5). There were decreases in most crime groups, particularly non-sexual crimes of violence (11 per cent). Increases were seen in the other crimes category, in part through pro-active policing initiatives which have resulted in an increased number of drug offences being recorded. The Association of Chief Police Officers in Scotland have identified several causation factors for crashes on Scotland's roads, including irresponsible driving behaviour, speeding, the use of mobile phones, drink/drug driving and driving without seat belts. The force's efforts to continue to ensure the 'education' of drivers through enforcement have contributed to an increase in the number of motor vehicle offences recorded.

5.3 *Fife*

The number of crimes recorded in the Fife police area remained practically unchanged between 2005/06 and 2006/07 to stand at 30,304 (see table 5). Decreases in non-sexual crimes of violence, crimes of dishonesty and motor vehicle offences were largely balanced by increases in the 'other crimes' group and miscellaneous offences. Some of the decrease in crimes of dishonesty is thought to be due to increased awareness of the public in the need to be more security conscious. The continued focus of the force and the Fife Safety Camera Partnership has undoubtedly had an effect on driver behaviour and collisions. Attention has now moved to incorporating areas emerging as being 'of concern'. The strategy used to make roads safer appears to be having a positive influence, given the reduction in the number of speeding offences recorded and associate collisions.

5.4 Grampian

The number of recorded crimes in the Grampian police force area decreased by 4 per cent between 2005/06 and 2006/07 to total 39,749 crimes (see table 5). There were increases in non-sexual crimes of violence and crimes of indecency; the latter was almost entirely due to an increase in the number offences related to prostitution from 154 cases to 261. Although the 'other crimes' group showed an overall decrease, there were increases within this. Offences of resisting arrest are now more often recorded than previously, and this is thought to be an outcome of the importance given to the right of all emergency workers to be allowed to work without fear of assault or obstruction. Again, there is an increase in the number of offences recorded through pro-active policing and enforcement of bail conditions. The force has recorded a significant decrease in the number of housebreakings, which has been ascribed to a range of reasons including a lower value of stolen goods to the perpetrator and local crime reduction initiatives.

5.5 Lothian & Borders

Recorded crime in the Lothian & Borders police force area decreased by 3 per cent to total 78,234 (see table 5). There were significant reductions in crimes of dishonesty, some of which may be attributable to a perceived reduction in the reporting of fraud to the police by banks and financial institutions, as well as the continued effect of 'Chip and PIN' technology. An increase in the recorded number of crimes against public justice which were recorded is again seen to be as a consequence of increased offences recorded through pro-active policing and enforcement of bail conditions. Enforcement and educational strategies implemented by the force are thought to be having an effect, as indicated by the decrease in speeding offences recorded. There was also a steep drop in the number of vehicle defect offences which is thought to be largely due to improved record keeping.

5.6 Northern

The number of crimes recorded in the Northern police force area increased by 12 per cent between 2005/06 and 2006/07 to total 17,276 (see table 5). There were increases in all crime groups apart from motor vehicle offences, where a reduction in speeding offences caused an overall decrease. With regard to the increase in crimes of indecency, this was thought to be due to a number of crimes which had occurred in the past, but not reported until 2006/07. There was a significant increase in the number of drug crimes recorded, which the force report to be linked to the number of large music festivals introduced in the Highlands.

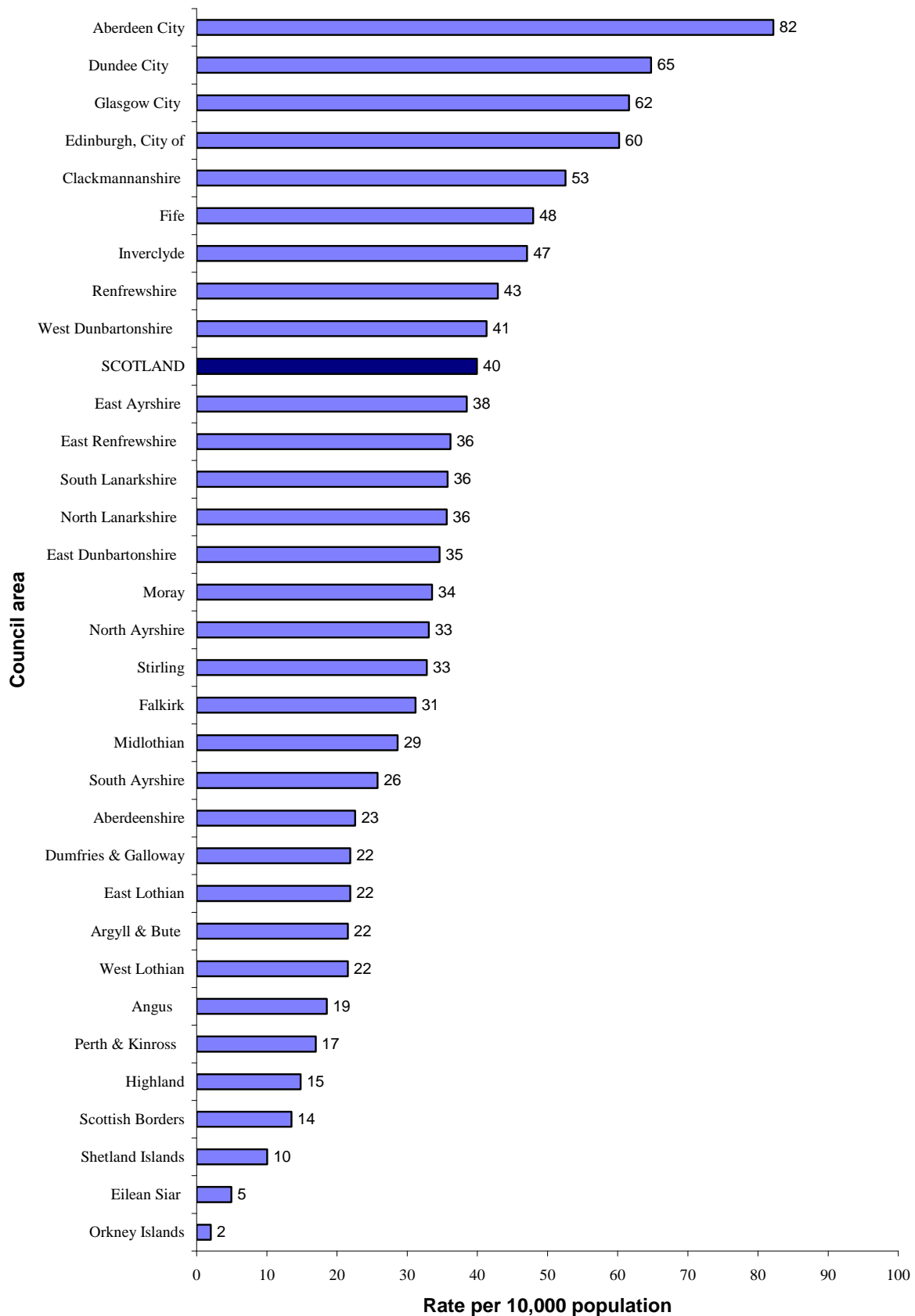
5.7 Strathclyde

The number of recorded crimes in Strathclyde police force area increased by 1 per cent between 2005/06 and 2006/07 to total 193,672 (see table 5). Most of the main crime groups showed little movement, although there was an increase in crimes of dishonesty, in particular theft from a motor vehicle. It is thought that this might be because of increased ownership of portable equipment in vehicles, such as satellite navigation systems. Within 'other crimes', the number of bail offences has increased but this was offset by a decrease in drug offences. This could be due to the success of local initiatives which referred offenders to partner agencies. A significant decrease in the number of speeding offences may be due to the impact on drivers of increased awareness of camera sites as well as the work of the Safety Camera Partnership.

5.8 *Tayside*

The number of recorded crimes in the Tayside police force area decreased by 1 per cent in 2006/07 to total 29,245 (see table 5). Most crime groups showed a decrease, although there was an increase in non sexual crimes of violence largely due to an increase in robberies, attributed to drug abusers who target individuals not only for money but for expensive personal possessions. There was also an increase in the 'other crimes' group, which was due to the crimes concerning failure to keep bail conditions. The escalating binge drinking culture is seen as a potentially strong contributor to the increase in the number of minor assaults recorded, and there is also an apparent increased inclination to report offences which occurred in the street and those in a domestic setting. The force has a number of schemes in place to work with partners to help to reduce the negative impact of alcohol. The largest decrease in motor vehicle offences was in connection with the unlawful use of motor vehicles, which it is thought might be due to a 3 month DVLA campaign within Tayside plus DVLA taking direct action through their computerised records to target offenders. Drivers who take vehicles out onto the roads of Tayside without a licence or without being correctly insured now risk having their vehicles seized.

Chart 5 Number of crimes of domestic housebreaking recorded by the police per 10,000 population in 2006/07



6 Scottish Crime and Victimization Survey

- 6.1 The preceding sections of this bulletin described the volume and types of crime recorded and cleared up by the eight police forces in Scotland during 2006/07. The recorded crime series is generally a useful indicator of trends in recorded crime. However, not all crimes are reported to the police and the propensity of the public to report crime to the police also changes over time. Thus, statistics recorded by the police may not accurately reflect the underlying trend in all crime.
- 6.2 Crime surveys can be a useful source of information by providing a fuller picture of the extent of and trends in most types of household and personal victimisation. The information provided by such surveys complements the information compiled by the police forces and provides another useful indicator, as well as exploring other issues such as the impact of crime on victims, public anxieties and reactions to crime and attitudes towards the police and other parts of the criminal justice system.
- 6.3 Findings from the 2006 Scottish Crime and Victimization Survey (SCVS), which asks about crimes and offences experienced in 2005/06, will be available in September 2007. Findings from the 2004 SCVS¹ are summarised in bullet form below. Further details can be found in the summary findings paper available at

<http://www.scotland.gov.uk/Publications/2006/07/14152750/0>

- Estimates derived from the 2004 SCS suggest that around 930,000 crimes were **committed** against individuals and private households in Scotland between 1 April 2003 and 31 March 2004². This represents a decrease from the number of crimes captured by the Scottish Crime Survey in 2002, which stood at just over 1 million.
- According to the survey, over 60 per cent of crimes experienced in 2003/04 were against property; motor vehicle and property vandalism accounts for two thirds of these. The remaining 40 per cent of crimes were committed against individuals. Almost one in four crimes (24 per cent) involved violence, but most of these involved minor assaults, which are almost 10 times more prevalent than serious assaults.
- Overall, 44 per cent of crimes captured by the survey came to the attention of the police. In about three-quarters of reported incidents, the offence was reported by the respondent or someone else in the household. Where the incident had not been reported to the police, the main reasons given were that the police would not have been able to do anything (35 per cent of unreported incidents), the incident was too trivial (35 per cent) or the police would not have been interested (19 per cent).

¹ This was a face-to-face survey with a national sample of 3,000. It ran alongside a larger telephone survey which was subsequently discontinued for methodological reasons.

² This figure is calculated by simply adding 'all household crime' and 'all personal crime' together. However, it should be noted that this is only an approximation as the different weights for each of these measures do not allow for this to be calculated precisely.

Crimes recorded by the police, Scotland, 1997/98 - 2006/07

Table 1
Number & Percentage

| Crime group | 1997/98 | 1998/99 | 1999/2000 | 2000/01 | 2001/02 | 2002/03 | 2003/04 | 2004/05 | 2005/06 | 2006/07 | % change 05/06 - 06/07 |
|-----------------------------------------|----------------|----------------|----------------|----------------|----------------|----------------|----------------|----------------|----------------|----------------|---------------------------|
| Total crimes | 421,002 | 434,096 | 435,481 | 418,494 | 426,188 | 418,281 | 414,214 | 438,121 | 417,785 | 419,257 | 0.4 |
| Non-sexual crimes of violence | 13,394 | 14,693 | 15,831 | 14,812 | 15,653 | 16,074 | 15,187 | 14,728 | 13,726 | 14,099 | 3 |
| Serious assault etc ¹ | 6,195 | 6,716 | 7,326 | 6,892 | 7,546 | 7,593 | 7,514 | 7,768 | 7,151 | 7,504 | 5 |
| Robbery | 4,551 | 5,027 | 4,931 | 4,293 | 4,592 | 4,636 | 4,161 | 3,736 | 3,553 | 3,578 | 1 |
| Other | 2,648 | 2,950 | 3,574 | 3,627 | 3,515 | 3,845 | 3,512 | 3,224 | 3,022 | 3,017 | 0 |
| Crimes of indecency | 7,414 | 7,071 | 5,882 | 5,727 | 5,994 | 6,623 | 6,786 | 7,324 | 6,558 | 6,726 | 3 |
| Rape & Attempted Rape | 764 | 797 | 755 | 690 | 788 | 924 | 1,037 | 1,109 | 1,161 | 1,123 | -3 |
| Indecent Assault | 1,271 | 1,348 | 1,139 | 1,034 | 1,249 | 1,354 | 1,436 | 1,497 | 1,508 | 1,664 | 10 |
| Lewd and indecent behaviour | 3,016 | 2,871 | 2,319 | 2,356 | 2,404 | 2,770 | 2,593 | 2,786 | 2,651 | 2,555 | -4 |
| Other | 2,363 | 2,055 | 1,669 | 1,647 | 1,553 | 1,575 | 1,720 | 1,932 | 1,238 | 1,384 | 12 |
| Crimes of dishonesty | 266,886 | 276,974 | 275,557 | 253,295 | 242,878 | 224,785 | 211,004 | 210,365 | 187,798 | 183,760 | -2 |
| Housebreaking | 55,636 | 55,784 | 52,863 | 47,729 | 45,515 | 40,586 | 36,432 | 34,959 | 31,319 | 30,580 | -2 |
| Theft by opening a lockfast place (OLP) | 10,512 | 12,109 | 11,553 | 10,606 | 8,200 | 7,766 | 7,405 | 7,849 | 8,263 | 7,422 | -10 |
| Theft from a motor vehicle by (OLP) | 39,828 | 39,476 | 38,003 | 32,001 | 32,659 | 30,361 | 26,839 | 20,403 | 16,453 | 16,060 | -2 |
| Theft of a motor vehicle | 27,857 | 29,290 | 28,881 | 25,555 | 23,146 | 20,881 | 17,604 | 15,633 | 14,041 | 15,000 | 7 |
| Shoplifting | 26,984 | 30,766 | 32,144 | 32,264 | 31,570 | 28,299 | 27,948 | 28,534 | 28,247 | 28,750 | 2 |
| Other theft | 79,971 | 80,107 | 81,222 | 76,649 | 75,951 | 73,214 | 72,488 | 77,586 | 72,128 | 70,241 | -3 |
| Fraud | 16,181 | 18,368 | 20,620 | 20,043 | 17,395 | 15,828 | 15,277 | 18,307 | 11,074 | 9,332 | -16 |
| Other | 9,917 | 11,074 | 10,271 | 8,448 | 8,442 | 7,850 | 7,011 | 7,094 | 6,273 | 6,375 | 2 |
| Fire-raising, vandalism etc | 81,036 | 77,624 | 81,197 | 85,781 | 94,944 | 97,598 | 103,732 | 128,566 | 127,889 | 129,734 | 1 |
| Fire-raising | 2,712 | 2,470 | 2,269 | 2,403 | 2,910 | 3,767 | 4,163 | 4,698 | 4,856 | 4,976 | 2 |
| Vandalism etc | 78,324 | 75,154 | 78,928 | 83,378 | 92,034 | 93,831 | 99,569 | 123,868 | 123,033 | 124,758 | 1 |
| Other crimes | 52,272 | 57,734 | 57,014 | 58,879 | 66,719 | 73,201 | 77,505 | 77,138 | 81,814 | 84,938 | 4 |
| Crimes against public justice | 16,559 | 17,701 | 18,439 | 18,637 | 20,820 | 22,744 | 25,755 | 25,615 | 27,668 | 32,052 | 16 |
| Handling an offensive weapon | 6,191 | 7,102 | 8,084 | 8,070 | 9,039 | 9,362 | 9,278 | 9,545 | 9,628 | 10,110 | 5 |
| Drugs | 29,435 | 32,819 | 30,374 | 32,081 | 36,750 | 40,938 | 42,275 | 41,823 | 44,247 | 42,422 | -4 |
| Other | 87 | 112 | 117 | 91 | 110 | 157 | 197 | 155 | 271 | 354 | 31 |

1+A66. See Annex Note 8.5.

Offences recorded by the police, Scotland, 1997/98 - 2006/07

Table 2

Number & Percentage

| Offence group | 1997/98 | 1998/99 | 1999/2000 | 2000/01 | 2001/02 | 2002/03 | 2003/04 | 2004/05 | 2005/06 | 2006/07 | % change |
|--------------------------------|----------------|----------------|----------------|----------------|----------------|----------------|----------------|----------------|----------------|----------------|-----------|
| | 05/06 - 06/07 | | | | | | | | | | |
| Total offences | 496,168 | 520,465 | 499,405 | 496,068 | 531,956 | 524,122 | 615,876 | 638,564 | 599,888 | 607,406 | 1 |
| Miscellaneous offences | 156,587 | 153,296 | 151,944 | 154,853 | 163,497 | 169,563 | 180,963 | 214,302 | 219,491 | 232,373 | 6 |
| Minor Assault ¹ | 50,244 | 51,614 | 54,568 | 54,057 | 55,392 | 54,956 | 57,355 | 73,711 | 72,281 | 78,167 | 8 |
| Breach of the peace | 73,285 | 71,688 | 71,332 | 70,197 | 72,734 | 74,690 | 77,883 | 89,920 | 89,615 | 93,387 | 4 |
| Drunkenness | 9,640 | 8,358 | 7,620 | 7,789 | 7,764 | 7,279 | 7,534 | 7,234 | 6,984 | 6,664 | -5 |
| Other | 23,418 | 21,636 | 18,424 | 22,810 | 27,607 | 32,638 | 38,191 | 43,437 | 50,611 | 54,155 | 7 |
| Motor vehicle offences | 339,581 | 367,169 | 347,461 | 341,215 | 368,459 | 354,559 | 434,913 | 424,262 | 380,397 | 375,033 | -1 |
| Dangerous and careless driving | 16,233 | 15,751 | 13,247 | 12,019 | 12,183 | 12,680 | 12,036 | 13,062 | 12,956 | 13,601 | 5 |
| Drunk driving | 11,118 | 10,581 | 10,904 | 10,758 | 11,476 | 11,838 | 11,571 | 11,061 | 11,257 | 11,704 | 4 |
| Speeding | 95,613 | 119,692 | 123,438 | 113,904 | 126,760 | 117,167 | 199,213 | 210,120 | 167,724 | 162,929 | -3 |
| Unlawful use of vehicle | 77,300 | 75,976 | 80,690 | 84,351 | 94,587 | 99,518 | 99,526 | 76,676 | 75,120 | 73,058 | -3 |
| Vehicle defect offences | 62,331 | 63,822 | 47,994 | 46,845 | 45,512 | 46,466 | 37,194 | 27,022 | 23,932 | 21,170 | -12 |
| Other | 76,986 | 81,347 | 71,188 | 73,338 | 77,941 | 66,890 | 75,373 | 86,321 | 89,408 | 92,571 | 4 |

1. See Annex Note 8.5.

Crimes and offences cleared up by the police as a percentage of those recorded, Scotland, 1997/98 - 2006/07

Table 3
Percentage

| Crime / Offence group | 1997/98 | 1998/99 | 1999/00 | 2000/01 | 2001/02 | 2002/03 | 2003/04 | 2004/05 | 2005/06 | 2006/07 |
|-----------------------------------------|------------|-----------|-----------|------------|-----------|-----------|-----------|-----------|-----------|-----------|
| Total crimes | 40 | 43 | 43 | 44 | 45 | 46 | 47 | 45 | 46 | 47 |
| Non-sexual crimes of violence | 54 | 59 | 58 | 59 | 58 | 58 | 58 | 59 | 59 | 60 |
| Serious assault etc ¹ | 60 | 63 | 63 | 63 | 62 | 60 | 59 | 61 | 61 | 61 |
| Robbery | 28 | 38 | 35 | 39 | 37 | 36 | 39 | 39 | 37 | 39 |
| Other | 83 | 84 | 79 | 76 | 78 | 81 | 79 | 79 | 81 | 83 |
| Crimes of indecency | 75 | 79 | 76 | 80 | 77 | 79 | 77 | 75 | 75 | 74 |
| Rape & Attempted Rape | 71 | 79 | 77 | 80 | 78 | 78 | 75 | 69 | 72 | 67 |
| Indecent Assault | 61 | 68 | 59 | 63 | 62 | 63 | 62 | 61 | 62 | 59 |
| Lewd and indecent behaviour | 66 | 71 | 68 | 76 | 72 | 77 | 73 | 73 | 76 | 77 |
| Other | 96 | 98 | 96 | 98 | 96 | 96 | 95 | 93 | 90 | 89 |
| Crimes of dishonesty | 31 | 35 | 36 | 37 | 37 | 38 | 39 | 37 | 37 | 38 |
| Housebreaking | 19 | 23 | 23 | 25 | 24 | 27 | 27 | 25 | 26 | 26 |
| Theft by opening a lockfast place (OLP) | 22 | 27 | 28 | 31 | 35 | 36 | 35 | 30 | 37 | 37 |
| Theft from a motor vehicle by OLP | 13 | 16 | 17 | 18 | 17 | 19 | 20 | 18 | 15 | 17 |
| Theft of a motor vehicle | 27 | 29 | 32 | 30 | 32 | 36 | 38 | 37 | 37 | 41 |
| Shoplifting | 78 | 81 | 79 | 78 | 79 | 78 | 79 | 77 | 77 | 78 |
| Other theft | 20 | 22 | 21 | 21 | 21 | 21 | 22 | 20 | 21 | 21 |
| Fraud | 75 | 78 | 75 | 79 | 81 | 81 | 83 | 80 | 76 | 75 |
| Other | 88 | 87 | 91 | 93 | 91 | 91 | 85 | 79 | 79 | 78 |
| Fire-raising, vandalism etc | 23 | 24 | 24 | 23 | 22 | 22 | 23 | 21 | 23 | 25 |
| Fire-raising | 18 | 24 | 26 | 25 | 26 | 24 | 25 | 22 | 26 | 26 |
| Vandalism etc | 23 | 24 | 24 | 23 | 22 | 22 | 23 | 21 | 23 | 25 |
| Other crimes | 100 | 99 | 99 | 100 | 99 | 99 | 99 | 98 | 98 | 99 |
| Crimes against public justice | 100 | 100 | 100 | 100 | 99 | 99 | 99 | 98 | 98 | 98 |
| Handling an offensive weapon | 99 | 99 | 99 | 99 | 99 | 99 | 98 | 97 | 97 | 97 |
| Drugs | 101 | 100 | 100 | 100 | 100 | 99 | 99 | 97 | 98 | 100 |
| Other | 91 | 85 | 85 | 77 | 73 | 78 | 74 | 73 | 85 | 85 |
| Miscellaneous offences | 90 | 90 | 89 | 89 | 89 | 89 | 90 | 83 | 84 | 84 |
| Minor Assault ¹ | 78 | 79 | 78 | 78 | 77 | 76 | 78 | 69 | 70 | 71 |
| Breach of the peace | 95 | 94 | 94 | 94 | 94 | 95 | 94 | 88 | 90 | 90 |
| Drunkenness | 100 | 100 | 100 | 100 | 100 | 100 | 100 | 100 | 100 | 100 |
| Other | 98 | 97 | 97 | 97 | 97 | 96 | 96 | 94 | 93 | 92 |

1. See Annex 8.5

Crimes and offences recorded by police force area, 2006/07

Table 4a
Number

| Crime / Offence group | Central | Dumfries & Galloway | Fife | Grampian | Lothian & Borders | Northern | Strathclyde | Tayside | SCOTLAND |
|-----------------------------------------|---------------|---------------------|---------------|----------------|-------------------|---------------|----------------|---------------|------------------|
| Total crimes | 21,230 | 9,547 | 30,304 | 39,749 | 78,234 | 17,276 | 193,672 | 29,245 | 419,257 |
| Non-sexual crimes of violence | 521 | 160 | 580 | 956 | 2,099 | 640 | 8,481 | 662 | 14,099 |
| Serious assault etc ² | 253 | 84 | 354 | 435 | 779 | 389 | 4,898 | 312 | 7,504 |
| Robbery | 108 | 36 | 124 | 246 | 647 | 39 | 2,191 | 187 | 3,578 |
| Other | 160 | 40 | 102 | 275 | 673 | 212 | 1,392 | 163 | 3,017 |
| Crimes of indecency | 397 | 123 | 476 | 1,002 | 1,232 | 455 | 2,559 | 482 | 6,726 |
| Rape & Attempted Rape | 94 | 21 | 92 | 111 | 257 | 72 | 408 | 68 | 1,123 |
| Indecent Assault | 119 | 26 | 124 | 182 | 319 | 105 | 664 | 125 | 1,664 |
| Lewd and indecent behaviour | 150 | 63 | 190 | 333 | 425 | 189 | 974 | 231 | 2,555 |
| Other | 34 | 13 | 70 | 376 | 231 | 89 | 513 | 58 | 1,384 |
| Crimes of dishonesty | 8,742 | 3,649 | 14,142 | 20,239 | 37,967 | 6,039 | 79,187 | 13,795 | 183,760 |
| Housebreaking | 1,446 | 473 | 2,328 | 3,546 | 5,854 | 547 | 14,462 | 1,924 | 30,580 |
| Theft by opening a lockfast place (OLP) | 363 | 167 | 762 | 1,071 | 1,333 | 342 | 2,632 | 752 | 7,422 |
| Theft from a motor vehicle by OLP | 326 | 130 | 789 | 1,748 | 3,670 | 82 | 8,556 | 759 | 16,060 |
| Theft of a motor vehicle | 553 | 200 | 984 | 1,597 | 3,598 | 400 | 6,897 | 771 | 15,000 |
| Shoplifting | 1,595 | 583 | 2,077 | 2,996 | 5,199 | 965 | 12,114 | 3,221 | 28,750 |
| Other theft | 3,424 | 1,645 | 5,847 | 7,859 | 15,243 | 2,834 | 28,501 | 4,888 | 70,241 |
| Fraud | 633 | 262 | 710 | 727 | 1,741 | 566 | 3,781 | 912 | 9,332 |
| Other | 402 | 189 | 645 | 695 | 1,329 | 303 | 2,244 | 568 | 6,375 |
| Fire-raising, vandalism etc | 7,000 | 3,293 | 10,567 | 11,810 | 24,304 | 5,489 | 59,444 | 7,827 | 129,734 |
| Fire-raising | 225 | 147 | 386 | 478 | 952 | 184 | 2,344 | 260 | 4,976 |
| Vandalism etc | 6,775 | 3,146 | 10,181 | 11,332 | 23,352 | 5,305 | 57,100 | 7,567 | 124,758 |
| Other crimes | 4,570 | 2,322 | 4,539 | 5,742 | 12,632 | 4,653 | 44,001 | 6,479 | 84,938 |
| Crimes against public justice | 2,129 | 1,037 | 2,110 | 2,191 | 4,563 | 1,576 | 15,447 | 2,999 | 32,052 |
| Handling an offensive weapon | 499 | 159 | 341 | 605 | 1,412 | 405 | 6,343 | 346 | 10,110 |
| Drugs | 1,933 | 1,042 | 2,050 | 2,921 | 6,626 | 2,666 | 22,060 | 3,124 | 42,422 |
| Other | 9 | 84 | 38 | 25 | 31 | 6 | 151 | 10 | 354 |
| Total offences | 42,859 | 32,769 | 37,325 | 64,634 | 108,224 | 30,130 | 232,350 | 59,115 | 607,406 |
| Miscellaneous offences | 11,255 | 5,779 | 13,369 | 21,107 | 29,283 | 11,614 | 124,237 | 15,729 | 232,373 |
| Minor Assault ¹ | 4,294 | 2,068 | 5,707 | 7,929 | 14,431 | 3,655 | 34,522 | 5,561 | 78,167 |
| Breach of the peace | 4,800 | 2,724 | 4,882 | 9,346 | 11,007 | 5,701 | 48,227 | 6,700 | 93,387 |
| Drunkenness | 125 | 119 | 271 | 307 | 211 | 967 | 4,213 | 451 | 6,664 |
| Other | 2,036 | 868 | 2,509 | 3,525 | 3,634 | 1,291 | 37,275 | 3,017 | 54,155 |
| Motor vehicle offences | 31,604 | 26,990 | 23,956 | 43,527 | 78,941 | 18,516 | 108,113 | 43,386 | 375,033 |
| Dangerous and careless driving | 609 | 695 | 691 | 3,656 | 879 | 922 | 5,207 | 942 | 13,601 |
| Drunk driving | 687 | 326 | 851 | 1,180 | 1,759 | 917 | 4,987 | 997 | 11,704 |
| Speeding | 16,722 | 18,807 | 9,310 | 18,426 | 41,039 | 7,802 | 28,822 | 22,001 | 162,929 |
| Unlawful use of vehicle | 3,875 | 2,202 | 5,098 | 7,227 | 15,136 | 2,846 | 30,513 | 6,161 | 73,058 |
| Vehicle defect offences | 3,753 | 772 | 1,441 | 1,745 | 2,870 | 2,631 | 5,204 | 2,754 | 21,170 |
| Other | 5,958 | 4,188 | 6,565 | 11,293 | 17,258 | 3,398 | 33,380 | 10,531 | 92,571 |
| Total crimes and offences | 64,089 | 42,316 | 67,629 | 104,383 | 186,458 | 47,406 | 426,022 | 88,360 | 1,026,663 |

1. See Annex Note 8.5.

Crimes and offences recorded by police force area per 10,000 population, 2006/07

Table 4b

| Crime / Offence group | Rate per 10,000 population | | | | | | | | |
|-----------------------------------------|----------------------------|---------------------|--------------|--------------|-------------------|--------------|--------------|--------------|--------------|
| | Central | Dumfries & Galloway | Fife | Grampian | Lothian & Borders | Northern | Strathclyde | Tayside | SCOTLAND |
| Total crimes | 741 | 645 | 844 | 750 | 858 | 610 | 877 | 747 | 819 |
| Non-sexual crimes of violence | 18 | 11 | 16 | 18 | 23 | 23 | 38 | 17 | 28 |
| Serious assault etc 1 | 9 | 6 | 10 | 8 | 9 | 14 | 22 | 8 | 15 |
| Robbery | 4 | 2 | 3 | 5 | 7 | 1 | 10 | 5 | 7 |
| Other | 6 | 3 | 3 | 5 | 7 | 7 | 6 | 4 | 6 |
| Crimes of indecency | 14 | 8 | 13 | 19 | 14 | 16 | 12 | 12 | 13 |
| Rape & Attempted Rape | 3 | 1 | 3 | 2 | 3 | 3 | 2 | 2 | 2 |
| Indecent Assault | 4 | 2 | 3 | 3 | 3 | 4 | 3 | 3 | 3 |
| Lewd and indecent behaviour | 5 | 4 | 5 | 6 | 5 | 7 | 4 | 6 | 5 |
| Other | 1 | 1 | 2 | 7 | 3 | 3 | 2 | 1 | 3 |
| Crimes of dishonesty | 305 | 247 | 394 | 382 | 417 | 213 | 359 | 352 | 359 |
| Housebreaking | 50 | 32 | 65 | 67 | 64 | 19 | 66 | 49 | 60 |
| Theft by opening a lockfast place (OLP) | 13 | 11 | 21 | 20 | 15 | 12 | 12 | 19 | 15 |
| Theft from a motor vehicle by OLP | 11 | 9 | 22 | 33 | 40 | 3 | 39 | 19 | 31 |
| Theft of a motor vehicle | 19 | 14 | 27 | 30 | 39 | 14 | 31 | 20 | 29 |
| Shoplifting | 56 | 39 | 58 | 57 | 57 | 34 | 55 | 82 | 56 |
| Other theft | 120 | 111 | 163 | 148 | 167 | 100 | 129 | 125 | 137 |
| Fraud | 22 | 18 | 20 | 14 | 19 | 20 | 17 | 23 | 18 |
| Other | 14 | 13 | 18 | 13 | 15 | 11 | 10 | 15 | 12 |
| Fire-raising, vandalism etc | 244 | 222 | 294 | 223 | 267 | 194 | 269 | 200 | 254 |
| Fire-raising | 8 | 10 | 11 | 9 | 10 | 6 | 11 | 7 | 10 |
| Vandalism etc | 237 | 213 | 284 | 214 | 256 | 187 | 259 | 193 | 244 |
| Other crimes | 160 | 157 | 126 | 108 | 139 | 164 | 199 | 165 | 166 |
| Crimes against public justice | 74 | 70 | 59 | 41 | 50 | 56 | 70 | 77 | 63 |
| Handling an offensive weapon | 17 | 11 | 10 | 11 | 15 | 14 | 29 | 9 | 20 |
| Drugs | 67 | 70 | 57 | 55 | 73 | 94 | 100 | 80 | 83 |
| Other | 0 | 6 | 1 | 0 | 0 | 0 | 1 | 0 | 1 |
| Total offences | 1,497 | 2,214 | 1,040 | 1,220 | 1,187 | 1,063 | 1,053 | 1,509 | 1,187 |
| Miscellaneous offences | 393 | 390 | 372 | 398 | 321 | 410 | 563 | 402 | 454 |
| Minor Assault ¹ | 150 | 140 | 159 | 150 | 158 | 129 | 156 | 142 | 153 |
| Breach of the peace | 168 | 184 | 136 | 176 | 121 | 201 | 219 | 171 | 183 |
| Drunkenness | 4 | 8 | 8 | 6 | 2 | 34 | 19 | 12 | 13 |
| Other | 71 | 59 | 70 | 67 | 40 | 46 | 169 | 77 | 106 |
| Motor vehicle offences | 1,104 | 1,823 | 667 | 821 | 866 | 654 | 490 | 1,108 | 733 |
| Dangerous and careless driving | 21 | 47 | 19 | 69 | 10 | 33 | 24 | 24 | 27 |
| Drunk driving | 24 | 22 | 24 | 22 | 19 | 32 | 23 | 25 | 23 |
| Speeding | 584 | 1,270 | 259 | 348 | 450 | 275 | 131 | 562 | 318 |
| Unlawful use of vehicle | 135 | 149 | 142 | 136 | 166 | 100 | 138 | 157 | 143 |
| Vehicle defect offences | 131 | 52 | 40 | 33 | 31 | 93 | 24 | 70 | 41 |
| Other | 208 | 283 | 183 | 213 | 189 | 120 | 151 | 269 | 181 |
| Total crimes and offences | 2,238 | 2,859 | 1,884 | 1,970 | 2,045 | 1,673 | 1,930 | 2,256 | 2,006 |

1. See Annex Note 8.5.

Crimes and offences recorded per 10,000 population, percentage change in total number recorded and percentage cleared up by police force area, 2006/07

Table 5
Number & Percentage

| | Central | Dumfries & Galloway | Fife | Grampian | Lothian & Borders | Northern | Strathclyde | Tayside | SCOTLAND |
|----------------------------------------------------------------------|---------------|---------------------|---------------|----------------|-------------------|---------------|----------------|---------------|------------------|
| Total crimes | 21,230 | 9,547 | 30,304 | 39,749 | 78,234 | 17,276 | 193,672 | 29,245 | 419,257 |
| Total offences | 42,859 | 32,769 | 37,325 | 64,634 | 108,224 | 30,130 | 232,350 | 59,115 | 607,406 |
| Total crimes and offences | 64,089 | 42,316 | 67,629 | 104,383 | 186,458 | 47,406 | 426,022 | 88,360 | 1,026,663 |
| <i>Crimes and offences per 10,000 population</i> | | | | | | | | | |
| Total crimes | 741 | 645 | 844 | 750 | 858 | 610 | 877 | 747 | 819 |
| Non-sexual crimes of violence | 18 | 11 | 16 | 18 | 23 | 23 | 38 | 17 | 28 |
| Crimes of indecency | 14 | 8 | 13 | 19 | 14 | 16 | 12 | 12 | 13 |
| Crimes of dishonesty | 305 | 247 | 394 | 382 | 417 | 213 | 359 | 352 | 359 |
| Fire-raising, vandalism etc | 244 | 222 | 294 | 223 | 267 | 194 | 269 | 200 | 254 |
| Other crimes | 160 | 157 | 126 | 108 | 139 | 164 | 199 | 165 | 166 |
| Total offences | 1,497 | 2,214 | 1,040 | 1,220 | 1,187 | 1,063 | 1,053 | 1,509 | 1,187 |
| Miscellaneous offences | 393 | 390 | 372 | 398 | 321 | 410 | 563 | 402 | 454 |
| Motor vehicle offences | 1,104 | 1,823 | 667 | 821 | 866 | 654 | 490 | 1,108 | 733 |
| Total crimes and offences | 2,238 | 2,859 | 1,884 | 1,970 | 2,045 | 1,673 | 1,930 | 2,256 | 2,006 |
| <i>Percentage change in total number recorded, 2005/06 - 2006/07</i> | | | | | | | | | |
| Total crimes | 9 | -2 | 0 | -4 | -3 | 12 | 1 | -1 | 0 |
| Non-sexual crimes of violence | 7 | -11 | -6 | 8 | 2 | 33 | 0 | 15 | 3 |
| Crimes of indecency | -2 | -10 | -1 | 4 | 5 | 34 | 1 | -8 | 3 |
| Crimes of dishonesty | 4 | -6 | -4 | -7 | -10 | 1 | 3 | -2 | -2 |
| Fire-raising, vandalism etc | 18 | -5 | 0 | -2 | 2 | 13 | 1 | -4 | 1 |
| Other crimes | 8 | 13 | 14 | -1 | 10 | 24 | -1 | 5 | 4 |
| Total offences | 32 | 9 | -1 | 17 | -4 | 0 | -4 | 0 | 1 |
| Miscellaneous offences | 14 | 17 | 4 | -1 | 17 | 14 | 3 | 5 | 6 |
| Motor vehicle offences | 40 | 7 | -4 | 27 | -10 | -7 | -11 | -2 | -1 |
| Total crimes and offences | 23 | 6 | -1 | 8 | -3 | 4 | -2 | 0 | 1 |
| <i>Percentage cleared up</i> | | | | | | | | | |
| Total crimes | 62 | 63 | 52 | 42 | 45 | 65 | 43 | 58 | 47 |
| Non-sexual crimes of violence | 96 | 93 | 86 | 68 | 60 | 93 | 51 | 81 | 60 |
| Crimes of indecency | 98 | 59 | 95 | 69 | 60 | 79 | 68 | 101 | 74 |
| Crimes of dishonesty | 53 | 57 | 49 | 32 | 38 | 56 | 31 | 51 | 38 |
| Fire-raising, vandalism etc | 43 | 43 | 32 | 27 | 27 | 44 | 17 | 32 | 25 |
| Other crimes | 100 | 100 | 99 | 98 | 100 | 98 | 99 | 97 | 99 |
| Miscellaneous offences | 93 | 93 | 89 | 75 | 75 | 93 | 84 | 92 | 84 |

Number of crimes recorded by the police and percentage cleared up by council area, 2006/07

Table 6

| Council area | Non - sexual crimes of violence | Crimes of indecency | Crimes of dishonesty | Fire - raising, vandalism, etc. | Other crimes | Total crimes | Percentage of crimes |
|---------------------|---------------------------------|---------------------|----------------------|---------------------------------|---------------|----------------|----------------------|
| Aberdeen City | 569 | 604 | 13,050 | 5,705 | 3,394 | 23,322 | 42 |
| Aberdeenshire | 286 | 285 | 4,478 | 4,072 | 1,406 | 10,527 | 42 |
| Angus | 138 | 139 | 2,554 | 1,958 | 1,310 | 6,099 | 61 |
| Argyll & Bute | 176 | 94 | 1,787 | 1,783 | 1,463 | 5,303 | 47 |
| Clackmannanshire | 158 | 65 | 1,729 | 1,814 | 1,166 | 4,932 | 61 |
| Dumfries & Galloway | 160 | 123 | 3,649 | 3,293 | 2,322 | 9,547 | 63 |
| Dundee City | 386 | 226 | 7,710 | 3,807 | 3,383 | 15,512 | 56 |
| East Ayrshire | 320 | 122 | 3,357 | 2,981 | 1,764 | 8,544 | 47 |
| East Dunbartonshire | 156 | 37 | 2,033 | 1,953 | 695 | 4,874 | 34 |
| East Lothian | 153 | 78 | 2,334 | 2,029 | 638 | 5,232 | 47 |
| East Renfrewshire | 142 | 24 | 1,811 | 1,563 | 624 | 4,164 | 30 |
| Edinburgh, City of | 1,418 | 735 | 25,543 | 12,743 | 7,946 | 48,385 | 44 |
| Eilean Siar | 55 | 25 | 415 | 359 | 271 | 1,125 | 73 |
| Falkirk | 204 | 247 | 4,261 | 3,381 | 2,055 | 10,148 | 61 |
| Fife | 580 | 476 | 14,142 | 10,567 | 4,539 | 30,304 | 52 |
| Glasgow City | 4,064 | 1,159 | 32,756 | 18,883 | 18,525 | 75,387 | 44 |
| Highland | 546 | 387 | 5,119 | 4,714 | 4,106 | 14,872 | 64 |
| Inverclyde | 298 | 51 | 2,549 | 2,346 | 1,796 | 7,040 | 42 |
| Midlothian | 127 | 100 | 2,553 | 2,586 | 959 | 6,325 | 49 |
| Moray | 101 | 113 | 2,711 | 2,033 | 942 | 5,900 | 41 |
| North Ayrshire | 413 | 191 | 3,529 | 3,384 | 2,354 | 9,871 | 51 |
| North Lanarkshire | 845 | 320 | 10,165 | 9,491 | 5,336 | 26,157 | 41 |
| Orkney Islands | 6 | 19 | 236 | 169 | 67 | 497 | 73 |
| Perth & Kinross | 138 | 117 | 3,531 | 2,062 | 1,786 | 7,634 | 59 |
| Renfrewshire | 678 | 133 | 6,727 | 4,074 | 3,060 | 14,672 | 40 |
| Scottish Borders | 109 | 76 | 1,990 | 2,011 | 1,216 | 5,402 | 63 |
| Shetland Islands | 33 | 24 | 269 | 247 | 209 | 782 | 72 |
| South Ayrshire | 261 | 124 | 2,896 | 2,754 | 1,496 | 7,531 | 49 |
| South Lanarkshire | 744 | 194 | 8,240 | 7,232 | 4,559 | 20,969 | 41 |
| Stirling | 159 | 85 | 2,752 | 1,805 | 1,349 | 6,150 | 63 |
| West Dunbartonshire | 384 | 110 | 3,337 | 3,000 | 2,329 | 9,160 | 46 |
| West Lothian | 292 | 243 | 5,547 | 4,935 | 1,873 | 12,890 | 41 |
| SCOTLAND | 14,099 | 6,726 | 183,760 | 129,734 | 84,938 | 419,257 | 47 |

Number of crimes recorded by the police per 10,000 population and crime index, by council area, 2006/07

Table 7
Number and Index

| Council area | Non - sexual crimes of violence | Crimes of indecency | Crimes of dishonesty | Fire - raising, vandalism, etc. | Other crimes | Total crimes | Index (Scotland = 100) |
|---------------------|---------------------------------|---------------------|----------------------|---------------------------------|--------------|--------------|------------------------|
| Aberdeen City | 28 | 29 | 631 | 276 | 164 | 1,127 | 138 |
| Aberdeenshire | 12 | 12 | 190 | 172 | 60 | 446 | 54 |
| Angus | 13 | 13 | 234 | 179 | 120 | 558 | 68 |
| Argyll & Bute | 19 | 10 | 196 | 195 | 160 | 580 | 71 |
| Clackmannanshire | 32 | 13 | 354 | 371 | 238 | 1,009 | 123 |
| Dumfries & Galloway | 11 | 8 | 247 | 222 | 157 | 645 | 79 |
| Dundee City | 27 | 16 | 542 | 268 | 238 | 1,091 | 133 |
| East Ayrshire | 27 | 10 | 281 | 250 | 148 | 716 | 87 |
| East Dunbartonshire | 15 | 4 | 193 | 185 | 66 | 462 | 56 |
| East Lothian | 16 | 8 | 251 | 219 | 69 | 564 | 69 |
| East Renfrewshire | 16 | 3 | 203 | 175 | 70 | 466 | 57 |
| Edinburgh, City of | 31 | 16 | 551 | 275 | 171 | 1,044 | 127 |
| Eilean Siar | 21 | 9 | 157 | 136 | 103 | 427 | 52 |
| Falkirk | 14 | 17 | 285 | 226 | 137 | 678 | 83 |
| Fife | 16 | 13 | 394 | 294 | 126 | 844 | 103 |
| Glasgow City | 70 | 20 | 564 | 325 | 319 | 1,298 | 158 |
| Highland | 25 | 18 | 238 | 219 | 191 | 691 | 84 |
| Inverclyde | 37 | 6 | 313 | 288 | 220 | 863 | 105 |
| Midlothian | 16 | 13 | 322 | 326 | 121 | 798 | 97 |
| Moray | 12 | 13 | 313 | 234 | 109 | 680 | 83 |
| North Ayrshire | 30 | 14 | 260 | 250 | 174 | 729 | 89 |
| North Lanarkshire | 26 | 10 | 314 | 293 | 165 | 808 | 99 |
| Orkney Islands | 3 | 10 | 119 | 85 | 34 | 251 | 31 |
| Perth & Kinross | 10 | 8 | 252 | 147 | 127 | 545 | 66 |
| Renfrewshire | 40 | 8 | 397 | 240 | 180 | 865 | 106 |
| Scottish Borders | 10 | 7 | 181 | 182 | 110 | 490 | 60 |
| Shetland Islands | 15 | 11 | 123 | 113 | 96 | 357 | 44 |
| South Ayrshire | 23 | 11 | 259 | 247 | 134 | 674 | 82 |
| South Lanarkshire | 24 | 6 | 268 | 235 | 148 | 682 | 83 |
| Stirling | 18 | 10 | 313 | 206 | 154 | 700 | 85 |
| West Dunbartonshire | 42 | 12 | 366 | 329 | 255 | 1,004 | 123 |
| West Lothian | 18 | 15 | 335 | 298 | 113 | 778 | 95 |
| SCOTLAND | 28 | 13 | 359 | 254 | 166 | 819 | 100 |

Number of crimes recorded by the police, rate per 10,000 population and index of rate for selected crimes by council area, 2006/07

Table 8

| Council area | Number | | | | | Rate per 10,000 population | | | | | Index of rate per 10,000 population | | | | |
|---------------------|-----------------|-------------------|------------------------|------------------------|----------------|----------------------------|-------------------|------------------------|------------------------|------------|-------------------------------------|-------------------|------------------------|------------------------|------------|
| | Serious assault | Offensive weapons | Domestic housebreaking | Vandalism ¹ | All crimes | Serious assault | Offensive weapons | Domestic housebreaking | Vandalism ¹ | All crimes | Serious assault | Offensive weapons | Domestic housebreaking | Vandalism ¹ | All crimes |
| Aberdeen City | 212 | 331 | 1,700 | 5,415 | 23,322 | 10 | 16 | 82 | 262 | 1,127 | 80 | 81 | 206 | 110 | 138 |
| Aberdeenshire | 110 | 170 | 534 | 3,879 | 10,527 | 5 | 7 | 23 | 164 | 446 | 37 | 36 | 57 | 69 | 54 |
| Angus | 51 | 72 | 203 | 1,831 | 6,099 | 5 | 7 | 19 | 167 | 558 | 37 | 33 | 47 | 70 | 68 |
| Argyll & Bute | 103 | 163 | 197 | 1,683 | 5,303 | 11 | 18 | 22 | 184 | 580 | 88 | 90 | 54 | 77 | 71 |
| Clackmannanshire | 47 | 138 | 257 | 1,702 | 4,932 | 10 | 28 | 53 | 348 | 1,009 | 75 | 143 | 132 | 146 | 123 |
| Dumfries & Galloway | 64 | 159 | 324 | 3,025 | 9,547 | 4 | 11 | 22 | 204 | 645 | 34 | 54 | 55 | 86 | 79 |
| Dundee City | 125 | 190 | 921 | 3,551 | 15,512 | 9 | 13 | 65 | 250 | 1,091 | 69 | 68 | 162 | 105 | 133 |
| East Ayrshire | 190 | 217 | 459 | 2,782 | 8,544 | 16 | 18 | 38 | 233 | 716 | 125 | 92 | 96 | 98 | 87 |
| East Dunbartonshire | 82 | 119 | 365 | 1,853 | 4,874 | 8 | 11 | 35 | 176 | 462 | 61 | 57 | 87 | 74 | 56 |
| East Lothian | 56 | 139 | 203 | 1,907 | 5,232 | 6 | 15 | 22 | 205 | 564 | 47 | 76 | 55 | 86 | 69 |
| East Renfrewshire | 59 | 96 | 323 | 1,484 | 4,164 | 7 | 11 | 36 | 166 | 466 | 52 | 54 | 91 | 70 | 57 |
| Edinburgh, City of | 357 | 807 | 2,790 | 12,085 | 48,385 | 8 | 17 | 60 | 261 | 1,044 | 60 | 88 | 151 | 110 | 127 |
| Eilean Siar | 36 | 16 | 13 | 344 | 1,125 | 14 | 6 | 5 | 131 | 427 | 107 | 31 | 12 | 55 | 52 |
| Falkirk | 81 | 222 | 467 | 3,123 | 10,148 | 5 | 15 | 31 | 209 | 678 | 42 | 75 | 78 | 88 | 83 |
| Fife | 275 | 341 | 1,722 | 9,740 | 30,304 | 8 | 10 | 48 | 271 | 844 | 60 | 48 | 120 | 114 | 103 |
| Glasgow City | 1,994 | 3,020 | 3,577 | 17,482 | 75,387 | 34 | 52 | 62 | 301 | 1,298 | 269 | 263 | 154 | 127 | 158 |
| Highland | 266 | 360 | 319 | 4,549 | 14,872 | 12 | 17 | 15 | 211 | 691 | 97 | 85 | 37 | 89 | 84 |
| Inverclyde | 173 | 237 | 384 | 2,184 | 7,040 | 21 | 29 | 47 | 268 | 863 | 166 | 147 | 118 | 113 | 105 |
| Midlothian | 53 | 135 | 227 | 2,440 | 6,325 | 7 | 17 | 29 | 308 | 798 | 52 | 86 | 72 | 129 | 97 |
| Moray | 37 | 104 | 291 | 1,955 | 5,900 | 4 | 12 | 34 | 225 | 680 | 33 | 61 | 84 | 95 | 83 |
| North Ayrshire | 238 | 338 | 448 | 3,172 | 9,871 | 18 | 25 | 33 | 234 | 729 | 138 | 126 | 83 | 98 | 89 |
| North Lanarkshire | 475 | 684 | 1,154 | 8,897 | 26,157 | 15 | 21 | 36 | 275 | 808 | 115 | 107 | 89 | 116 | 99 |
| Orkney Islands | 4 | 10 | 4 | 162 | 497 | 2 | 5 | 2 | 82 | 251 | 16 | 26 | 5 | 34 | 31 |
| Perth & Kinross | 65 | 84 | 238 | 1,942 | 7,634 | 5 | 6 | 17 | 139 | 545 | 36 | 30 | 43 | 58 | 66 |
| Renfrewshire | 336 | 397 | 728 | 3,842 | 14,672 | 20 | 23 | 43 | 227 | 865 | 155 | 118 | 108 | 95 | 106 |
| Scottish Borders | 45 | 120 | 149 | 1,909 | 5,402 | 4 | 11 | 14 | 173 | 490 | 32 | 55 | 34 | 73 | 60 |
| Shetland Islands | 12 | 19 | 22 | 235 | 782 | 5 | 9 | 10 | 107 | 357 | 43 | 44 | 25 | 45 | 44 |
| South Ayrshire | 158 | 183 | 288 | 2,652 | 7,531 | 14 | 16 | 26 | 237 | 674 | 111 | 83 | 65 | 100 | 82 |
| South Lanarkshire | 415 | 589 | 1,100 | 6,855 | 20,969 | 13 | 19 | 36 | 223 | 682 | 106 | 97 | 90 | 94 | 83 |
| Stirling | 55 | 139 | 288 | 1,696 | 6,150 | 6 | 16 | 33 | 193 | 700 | 49 | 80 | 82 | 81 | 85 |
| West Dunbartonshire | 211 | 300 | 377 | 2,732 | 9,160 | 23 | 33 | 41 | 299 | 1,004 | 181 | 166 | 103 | 126 | 123 |
| West Lothian | 140 | 211 | 357 | 4,568 | 12,890 | 8 | 13 | 22 | 276 | 778 | 66 | 64 | 54 | 116 | 95 |
| SCOTLAND | 6,525 | 10,110 | 20,429 | 121,676 | 419,257 | 13 | 20 | 40 | 238 | 819 | 100 | 100 | 100 | 100 | 100 |

1. Includes vandalism, malicious damage and malicious mischief only.

Crimes and offences recorded and cleared up by the police, Scotland, 2002/03 - 2006/07

Table A1

Number and Percentage

| | 2002/03 | 2003/04 | 2004/05 | 2005/06 | 2006/07 |
|-------------------------------------------------------------------------------|---------|---------|---------|---------|---------|
| Police strength at end financial year (whole-time equivalent - WTE) | 15,361 | 15,583 | 16,018 | 16,221 | 16,234 |
| Number of crimes recorded | 418,281 | 414,214 | 438,121 | 417,785 | 419,257 |
| <i>Crimes recorded per 1,000 population</i> | 83 | 82 | 87 | 82 | 82 |
| <i>Crimes recorded per WTE police officer</i> | 27 | 27 | 27 | 26 | 26 |
| Number of crimes cleared up | 193,145 | 196,475 | 195,223 | 190,918 | 198,985 |
| <i>Crimes cleared up per WTE police officer</i> | 13 | 13 | 12 | 12 | 12 |
| Number of offences recorded | 524,122 | 615,876 | 638,564 | 599,888 | 607,406 |
| <i>Offences recorded per 1,000 population</i> | 104 | 122 | 126 | 118 | 119 |
| <i>Offences recorded per WTE police officer</i> | 34 | 40 | 40 | 37 | 37 |
| Number of offences cleared up | 501,557 | 591,941 | 595,033 | 558,333 | 565,829 |
| <i>Offences cleared up per WTE police officer</i> | 33 | 38 | 37 | 34 | 35 |

Crimes of indecency recorded by the police, Scotland, 1997/98 - 2006/07

Table A2

| Crimes of indecency | Number & Percentage | | | | | | | | | | |
|---------------------------------------|---------------------|--------------|--------------|--------------|--------------|--------------|--------------|--------------|--------------|--------------|-------------------------|
| | 1997/98 | 1998/99 | 1999/00 | 2000/01 | 2001/02 | 2002/03 | 2003/04 | 2004/05 | 2005/06 | 2006/07 | % change 05/06-06/07 |
| <i>Sexual assault :</i> | | | | | | | | | | | |
| Rape ¹ | 596 | 607 | 586 | 549 | 631 | 743 | 845 | 900 | 975 | 922 | -5 |
| Assault with intent to rape | 168 | 190 | 169 | 141 | 157 | 181 | 192 | 209 | 186 | 201 | 8 |
| Indecent assault | 1,271 | 1,348 | 1,139 | 1,034 | 1,249 | 1,354 | 1,436 | 1,497 | 1,508 | 1,664 | 10 |
| <i>Lewd and indecent behaviour :</i> | | | | | | | | | | | |
| Lewd and libidinous practices | 1,916 | 1,850 | 1,384 | 1,589 | 1,584 | 1,970 | 1,790 | 1,928 | 1,835 | 1,738 | -5 |
| Indecent exposure | 1,100 | 1,021 | 935 | 767 | 820 | 800 | 803 | 858 | 816 | 817 | 0 |
| <i>Other :</i> | | | | | | | | | | | |
| Incest | 77 | 70 | 40 | 48 | 43 | 36 | 36 | 27 | 29 | 19 | -34 |
| Illegal homosexual acts | 193 | 134 | 179 | 141 | 108 | 130 | 152 | 117 | 98 | 84 | -14 |
| Sexual intercourse with girl under 16 | 235 | 203 | 179 | 126 | 143 | 246 | 245 | 277 | 365 | 486 | 33 |
| Offences relating to prostitution | 1,748 | 1,564 | 1,204 | 1,269 | 1,184 | 1,092 | 1,216 | 1,391 | 684 | 718 | 5 |
| Other crimes of indecency | 110 | 84 | 67 | 63 | 75 | 71 | 71 | 120 | 62 | 77 | 24 |
| TOTAL | 7,414 | 7,071 | 5,882 | 5,727 | 5,994 | 6,623 | 6,786 | 7,324 | 6,558 | 6,726 | 3 |

1. Between 1992 and 1998, Grampian Police included attempted rape in their figures for rape.

Theft by housebreaking (including attempts and housebreaking 'with intent'), 1997/98 - 2006/07

Table A3

| | Number & Percentage | | | | | | | | | | |
|----------------------------|---------------------|---------------|---------------|---------------|---------------|---------------|---------------|---------------|---------------|---------------|---------------------------|
| | 1997/98 | 1998/99 | 1999/00 | 2000/01 | 2001/02 | 2002/03 | 2003/04 | 2004/05 | 2005/06 | 2006/07 | % change 05/06 - 06/07 |
| Total | 55,636 | 55,784 | 52,863 | 47,729 | 45,515 | 40,586 | 36,432 | 34,959 | 31,319 | 30,580 | -2 |
| Domestic : | 37,017 | 37,482 | 35,654 | 32,172 | 30,593 | 27,341 | 24,646 | 23,613 | 21,232 | 20,429 | -4 |
| <i>Dwelling</i> | 28,350 | 28,433 | 26,959 | 24,307 | 22,742 | 20,196 | 18,231 | 17,368 | 15,135 | 14,523 | -4 |
| <i>Non-dwelling</i> | 8,667 | 9,049 | 8,695 | 7,865 | 7,851 | 7,145 | 6,415 | 6,245 | 6,097 | 5,906 | -3 |
| Other | 18,619 | 18,302 | 17,209 | 15,557 | 14,922 | 13,245 | 11,786 | 11,346 | 10,087 | 10,151 | 1 |
| <i>Percentage domestic</i> | 67% | 67% | 67% | 67% | 67% | 67% | 68% | 68% | 68% | 67% | |

Theft of and from motor vehicles recorded by the police, 1997/98 - 2006/07

Table A4

Number & Percentage

| Crime category | Number & Percentage | | | | | | | | | | |
|-----------------------------------------|---------------------|---------------|---------------|---------------|---------------|---------------|---------------|---------------|---------------|---------------|---------------------------|
| | 1997/98 | 1998/99 | 1999/2000 | 2000/01 | 2001/02 | 2002/03 | 2003/04 | 2004/05 | 2005/06 | 2006/07 | % change 05/06 - 06/07 |
| Theft from motor vehicle of which : | 50,225 | 49,723 | 48,076 | 40,942 | 41,348 | 38,525 | 34,474 | 27,921 | 23,569 | 22,858 | -3 |
| Theft by opening a lockfast place (OLP) | 28,412 | 27,927 | 27,423 | 23,565 | 23,628 | 22,536 | 20,287 | 15,012 | 12,162 | 11,519 | -5 |
| OLP with intent to steal | 8,131 | 8,147 | 7,371 | 5,667 | 6,201 | 5,293 | 4,424 | 3,367 | 2,634 | 2,882 | 9 |
| Attempted theft OLP | 3,285 | 3,402 | 3,209 | 2,769 | 2,830 | 2,532 | 2,128 | 2,024 | 1,657 | 1,659 | 0 |
| Other theft | 10,397 | 10,247 | 10,073 | 8,941 | 8,689 | 8,164 | 7,635 | 7,518 | 7,116 | 6,798 | -4 |
| Theft of motor vehicle | 21,891 | 22,920 | 22,370 | 19,883 | 18,215 | 16,486 | 14,011 | 12,339 | 11,317 | 11,820 | 4 |
| Attempted theft of motor vehicle | 5,966 | 6,370 | 6,511 | 5,672 | 4,931 | 4,395 | 3,593 | 3,294 | 2,724 | 3,180 | 17 |
| Total motor vehicle theft | 78,082 | 79,013 | 76,957 | 66,497 | 64,494 | 59,406 | 52,078 | 43,554 | 37,610 | 37,858 | 1 |

Drug crimes recorded by the police, Scotland, 1997/98 - 2006/07

Table A5
Number & percentage

| Crime category | | | | | | | | | | | <i>% change</i> |
|-------------------------------------------|---------------|---------------|---------------|---------------|---------------|---------------|---------------|---------------|---------------|---------------|-----------------|
| | 1997/98 | 1998/99 | 1999/2000 | 2000/01 | 2001/02 | 2002/03 | 2003/04 | 2004/05 | 2005/06 | 2006/07 | 05/06 - 06/07 |
| Illegal importation of drugs | 24 | 32 | 7 | 1 | 4 | 3 | 4 | 1 | 23 | 9 | -61 |
| Illegal cultivation of drugs | 220 | 184 | 106 | 131 | 144 | 205 | 249 | 254 | 297 | 437 | 47 |
| Possession of drugs with intent to supply | 7,823 | 8,690 | 8,032 | 9,024 | 10,130 | 9,940 | 9,284 | 9,078 | 9,293 | 10,444 | 12 |
| Possession of drugs | 21,096 | 23,515 | 21,776 | 22,470 | 26,188 | 30,510 | 32,463 | 32,268 | 34,440 | 31,329 | -9 |
| Drugs, other offences, money laundering | 272 | 398 | 453 | 455 | 284 | 280 | 275 | 222 | 194 | 203 | 5 |
| Total | 29,435 | 32,819 | 30,374 | 32,081 | 36,750 | 40,938 | 42,275 | 41,823 | 44,247 | 42,422 | -4 |

Racially aggravated offences (including harassment and conduct) by police force area, 2002/03 - 2006/07

Table A6

| Police force area | 2002/03 | | | 2003/04 | | | 2004/05 | | | 2005/06 | | | 2006/07 | | |
|---------------------|--------------------------------|-----------------------------|--------------|--------------------------------|-----------------------------|--------------|--------------------------------|-----------------------------|--------------|--------------------------------|-----------------------------|--------------|--------------------------------|-----------------------------|--------------|
| | Racially aggravated harassment | Racially aggravated conduct | Total | Racially aggravated harassment | Racially aggravated conduct | Total | Racially aggravated harassment | Racially aggravated conduct | Total | Racially aggravated harassment | Racially aggravated conduct | Total | Racially aggravated harassment | Racially aggravated conduct | Total |
| Central | 12 | 184 | 196 | 12 | 252 | 264 | 22 | 331 | 353 | 6 | 344 | 350 | 8 | 342 | 350 |
| Dumfries & Galloway | 4 | 23 | 27 | 4 | 23 | 27 | 4 | 33 | 37 | 2 | 57 | 59 | 0 | 29 | 29 |
| Fife | 9 | 179 | 188 | 12 | 232 | 244 | 12 | 253 | 265 | 3 | 205 | 208 | 1 | 213 | 214 |
| Grampian | 11 | 287 | 298 | 7 | 258 | 265 | 16 | 368 | 384 | 13 | 384 | 397 | 5 | 440 | 445 |
| Lothian & Borders | 13 | 153 | 166 | 32 | 270 | 302 | 20 | 338 | 358 | 100 | 784 | 884 | 94 | 1,038 | 1,132 |
| Northern | 29 | 29 | 58 | 10 | 47 | 57 | 15 | 77 | 92 | 9 | 80 | 89 | 2 | 58 | 60 |
| Strathclyde | 336 | 1,026 | 1,362 | 307 | 1,181 | 1,488 | 422 | 1,417 | 1,839 | 357 | 1,616 | 1,973 | 341 | 1,629 | 1,970 |
| Tayside | 61 | 317 | 378 | 48 | 402 | 450 | 39 | 489 | 528 | 13 | 321 | 334 | 12 | 262 | 274 |
| Scotland | 475 | 2,198 | 2,673 | 432 | 2,665 | 3,097 | 550 | 3,306 | 3,856 | 503 | 3,791 | 4,294 | 463 | 4,011 | 4,474 |

8. Notes on statistics used in this bulletin

Returns

- 8.1 The statistical return from which most of the figures in this bulletin are taken is a simple count of the numbers of crimes and offences recorded and cleared up by the police. Only returns from the eight Scottish home forces are included in this bulletin. One return is made for each council in Scotland and these are aggregated to give a national total. Amendments (such as the deletion of incidents found on investigation not to be criminal) which arise after the end of the financial year are not generally incorporated.
- 8.2 In 1993 information was collected for the first time from other police forces, such as the British Transport Police. This practice has been continued, but these figures have **not** been included in the main body of the bulletin. Thus, in addition to those crimes and offences referred to throughout the bulletin there were, in total, 2,667 crimes and 5,100 offences recorded by the British Transport Police, Ministry of Defence and Civil Nuclear Constabulary (previously known as the UK Atomic Energy Authority) in 2006/07. The crime clear-up rate was 25 per cent and the offences clear-up rate was 41 per cent.
- 8.3 The figures included in the motor vehicle offences group do not include *stationary* motor vehicle offences dealt with by the issue of a fixed penalty ticket (some 99,396 offences, mostly parking and waiting offences, or failure to display a valid excise licence, in 2005/06). However, offences dealt with under the vehicle defect rectification scheme and offences for which the procurator fiscal offers a fixed penalty are included in the figures. In addition to this, *moving* traffic offences which are the subject of a police conditional offer of a fixed penalty are also included, e.g. speeding, traffic directions offences.

Recording issues

- 8.4 In one criminal incident, several crimes or offences may occur - e.g. a house may be broken into and vandalised and the occupants assaulted. In multiple offence incidents, all the offences are counted rather than one for the incident as a whole; that is, the counting system is offence based rather than incident based. An offence may have more than one victim - for example in robberies - and be committed by more than one offender - e.g. some assaults and housebreakings. (Note that for murder, attempted murder and culpable homicide, the number of crimes recorded is equal to the number of the victims). Thus the statistics in this bulletin are not directly comparable with statistics on action taken against offenders, as one offence may lead to several persons being charged. Equally, an offender may be charged with several offences. The statistics for recorded number of crimes given in this bulletin are also not directly comparable with statistics collected in England and Wales for the recorded number of notifiable offences. This is mainly due to differences in the counting rules; for notifiable offences the counting system is, wherever possible victim based rather than offence based. The Home Office introduced new counting rules for notifiable offences, and expanded their coverage on 1 April 1998.
- 8.5 In Scotland, assault is a common law offence. In order to distinguish between serious and minor assaults police forces use a common definition of what is a serious assault.

“An assault or attack in which the victim sustains injury resulting in detention in hospital as an inpatient, for the treatment of that injury, or any of the following injuries whether or not detained in hospital;

- Fractures (the breaking or cracking of a bone. Note – nose is cartilage not bone, so a ‘broken nose’ should not be classified unless it meets one of the other criteria)
- Internal injuries

RESTRICTED – PRE-RELEASE STATISTICS

- Severe concussion
- Loss of consciousness
- Lacerations requiring sutures which may lead to impairment or disfigurement
- Any other injury which may lead to impairment or disfigurement.”

8.6 Attempts to commit an offence are included in the statistics, in general in the same group as the substantive offence.

Reporting practices

- 8.7 These statistics do not of course reveal the incidence of all crime committed. Not all incidents are reported to the police. The Scottish Crime Survey, a survey of crime victims, suggested that in Scotland victims reported 49 per cent of incidents to the police in 2002, compared with 58 per cent in 1999, 50 per cent in 1995 and 53 per cent in 1981. The two reasons most commonly given by victims for not reporting to the police were that the incident was considered by them to be too trivial or that the police could not have taken any action in any case.
- 8.8 Many offences, for example, speeding or possession of drugs, have no victim other than perhaps the perpetrator and are discovered and recorded as a result of police activity rather than by being reported to the police by the public. Hence the strength and deployment of the police forces mainly determine the numbers of such offences recorded.

Crimes and offences cleared up

- 8.9 The definition of "cleared up" is noted below. This definition came into force with effect from 1 April 1996.

A crime or offence is regarded as cleared up where there exists a sufficiency of evidence under Scots law, to justify consideration of criminal proceedings notwithstanding that a report is not submitted to the procurator fiscal because either

(i) by standing agreement with the procurator fiscal, the police warn the accused due to the minor nature of the offence, or

(ii) reporting is inappropriate due to the non-age of the accused, death of the accused or other similar circumstances.

For some types of crime or offence the case is cleared up immediately because the offender is "caught in the act", e.g. motoring offences. In Scots law, the confession of an accused person to a crime would not in general be sufficient to allow a prosecution to be taken as corroborative evidence is required. Thus, a case cannot be regarded as "cleared up" on the basis of a confession alone. In some cases there is sufficient evidence but a prosecution cannot be brought, for example, because the accused has left the country. In such cases, the offender is said to have been traced and the crime is regarded as cleared up. The other terms in the definition describe the various actions that must be taken by the police against offenders.

- 8.10 Certain motor vehicle offences are not always recorded in cases where police forces are unable to clear-up the offence (e.g. speeding offences where the driver is untraceable). Clear-up rates for motor vehicle offences in these circumstances are artificial. Thus, clear-up *rates* for the motor vehicle group are not included in the bulletin.
- 8.11 Clear-up rates in excess of 100 per cent can arise where offences recorded in one year are cleared up during the following year.

Classification

- 8.12 Contraventions of Scottish criminal law are divided for statistical purposes into crimes and offences. The term "crime" is *generally* used for the more serious criminal acts; the less serious are termed "offences", although the term "offence" may also be used in relation to

serious breaches of criminal law. The distinction is made only for working purposes and the "seriousness" of the offence is *generally* related to the maximum sentence that can be imposed.

- 8.13 The detailed classification of crimes and offences used by The Scottish Executive to collect criminal statistics contains about 360 codes. These are grouped in the bulletin as shown on pages 27 and 28.
- 8.14 Clearly, only a limited selection of tables can be included in any statistical bulletin. Further analyses of recorded crime statistics can be supplied on request once the bulletin is published. This includes available information relating to time periods other than those covered in the bulletin. In certain cases a fee is charged. For details of what can be provided please telephone Mrs Anne Reilly on 0131 244 2635 or e-mail: anne.reilly@scotland.gsi.gov.uk

Scottish Crime and Victimization Survey

- 8.15 Findings from the 2006 Scottish Crime and Victimization Survey, which asks about crimes and offences experienced in 2005/06, will be available in September 2007. Summary findings from the 2004 Survey were published in 2006 and are available at:

<http://www.scotland.gov.uk/Publications/2006/07/14152750/0>.

Details of findings reports from previous crime surveys are listed below. These include modular reports which focus on specific crime-related issues.

Further information

- Drug Misuse in Scotland: Findings from the 2004 Scottish Crime and Victimization Survey
- Scottish Crime Survey 2003
- The 2000 Scottish Crime Survey: First Results: Crime and Criminal Justice Research Findings No. 51
- The 2000 Scottish Crime Survey: Overview Report
- The 2000 Scottish Crime Survey: Analysis of the Ethnic Minority Booster Sample
- Domestic Abuse: Findings from the 2000 Scottish Crime Survey
- Drug Misuse in Scotland: Findings from the 2000 Scottish Crime Survey
- Housebreaking in Scotland: Findings from the 2000 Scottish Crime Survey
- Impact of Crime on Victims: Findings from the 2000 Scottish Crime Survey
- Vehicle Crime in Scotland: Findings from the 2000 Scottish Crime Survey
- Violence in Scotland: Findings from the 2000 Scottish Crime Survey
- Young People and Crime in Scotland: Findings from the 2000 Scottish Crime Survey

All of the above can be found on the Scottish Executive web site www.scotland.gov.uk

For more information about the Scottish Crime and Victimization Survey, please contact Barry Stalker: telephone 0131 244 6934 or e-mail barry.stalker@scotland.gsi.gov.uk

CLASSIFICATION OF CRIMES AND OFFENCES

Group

CRIMES

Non-Sexual Crimes Of Violence

(Also referred to as **Violence**)

Serious assault etc. -

Includes murder and culpable homicide (including the statutory crime of causing death by dangerous driving or causing death by careless driving while under the influence of drink or drugs). Furthermore, an assault is classified as **serious** if the victim sustained an injury resulting in detention in hospital as an in-patient or any of the following injuries whether or not he was detained in hospital: fractures, internal injuries, severe concussion, loss of consciousness, lacerations requiring sutures which may lead to impairment or disfigurement or any other injury which may lead to impairment or disfigurement.

Robbery -

Includes offences involving intent to rob.

Other -

Includes threats and extortion and cruel and unnatural treatment of children.

Crimes of Indecency

(Also referred to as **Indecency**).

Rape & Attempted Rape -

Comprises rape and assault with intent to rape.

Indecent Assault -

-

Lewd and indecent behaviour -
(Previously titled “Lewd and libidinous practices”)

Comprises lewd and libidinous practices against children and indecent exposure.

Other -

Includes offences connected with prostitution.

Crimes Involving Dishonesty

(Also referred to as **Dishonesty**)

Housebreaking -

Includes commercial as well as domestic premises.

Theft by opening a lockfast place (OLP) -

-

Theft from a motor vehicle by (OLP) -

-

Theft of motor vehicle -

-

Shoplifting -

-

Other theft -

Includes theft of pedal cycles.

Fraud -

Includes statutory fraud.

Other –

Includes forgery, reset and embezzlement.

RESTRICTED – PRE-RELEASE STATISTICS

Fire-Raising, Vandalism Etc

(Also referred to as **Vandalism**)

Fire-raising –

-

Vandalism, etc. -

Includes malicious mischief, vandalism and reckless conduct with firearms.

Other Crimes

Crimes against public justice -

Includes perjury, resisting arrest, bail offences (other than absconding or re-offending) and wasting police time.

Handling offensive weapons -

Comprises carrying offensive weapons, restriction of offensive weapons legislation.

Drugs -

Includes importation, possession and supply of controlled drugs.

Other -

Includes conspiracy and explosives offences.

OFFENCES

Miscellaneous Offences

Minor Assault -

-

Breach of the peace -

-

Drunkenness -

-

Other -

Includes offences against local legislation, offences involving animals/plants, offences against liquor licensing laws and offences against environmental legislation.

Motor Vehicle Offences

Dangerous and careless driving -

Prior to 1992 this was known as "reckless and careless driving".

Drunk driving -

Comprises driving or in charge of motor vehicle while unfit through drink or drugs, blood alcohol content above limit and failing to provide breath, blood or urine specimens.

Speeding -

-

Unlawful use of vehicle -

Comprises driving while disqualified, without a licence, insurance, test certificate, vehicle tax and registration and identification offences.

Vehicle defect offences -

Comprises construction and use and lighting offences.